

PLUS TOOL
铂图工具

南京铂图工具有限公司
NANJING PLUSTOOL CO.,LTD

Tony Zhou
周小华
General Manager
总经理

地址: 南京市建邺区广聚路33号
Add: 33 Guangju Road,
Nanjing, Jiangsu, China
Mobile: +86 133 0613 9117
Tel: +86 25 52643519
Fax: +86 10 8011 5555 *549713
Email: tony.zhou@plustoolgroup.com
Web: www.plustoolgroup.com

 Wechat  WhatsApp




PLUS TOOL
铂图工具

南京铂图工具有限公司
NANJING PLUSTOOL CO.,LTD

Nicole Hu
胡晓峰
Senior Merchandiser

地址: 南京市建邺区广聚路33号
Add: 33 Guangju Road,
Nanjing, Jiangsu, China
Mobile: +86 181 6800 7608
Tel: +86 25 52643519
Email: nicole.hu@plustoolgroup.com
Web: www.plustoolgroup.com

 Wechat

 Tel: +86 25 5264 3519
 E-mail: sales@plustoolgroup.com
 http: //www.plustoolgroup.com

NOW CONTACT US
by email
WhatsApp or Wechat

Whats APP Wechat



2026
Power & Garden Tools

***All You Need for
Artificial Turf Maintenance***



Artificial Grass Sweeper, Handheld



PTEG03

- 120V~60Hz, 2.5A or 230V~50Hz, 300W
- No load speed: 1200/min
- 10L Collection bag
- Max working width: 17.3"(440mm)

Features

- Effectively removes light moss, leaves, pine needles, algae, and other debris.
- Freshens up and lifts to keep your artificial grass looking as good as new.
- Use with or without the collection box to suit your cleaning needs.
- Telescopic aluminum tube
- Nylon roller brush Ø100mm x 440mm

- ▼ **Certificates** GS, CE, EMC, RoHS Approved
- ▼ **Container Loading** 782 / 1629 / 1921 pcs

20V CORDLESS ARTIFICIAL GRASS SWEEPER, HANDHELD



PTEG04

- Cordless Artificial Grass Sweeper, 20V DC
- No load speed: 1200rpm
- 13L collection bag
- Max working width: 17.3" (440mm)
- Telescopic aluminum tube
- Effectively removes light moss, leaves, pine needles, algae, and other debris.
- Freshens up and lifts to keep your artificial grass looking as good as new.
- Use with or without the collection box to suit your cleaning needs.
- Includes 20V 4Ah Li-ion battery and fast charger

Artificial Grass Sweeper 1500W



PTSAEG10S

- 230V~50Hz, 1500W, No load speed: 3500/min
- 330mm Working width
- 5 Height adjustment (-11/-7/-+3/+3/+10cm)
- Working depth: 12mm
- 50L collection bag

Features

- Foldable handle with dual action safety switch
- Wheel sizes: Front 195mm/Rear: 140mm

- ▼ **Certificates** GS, CE, EMC, RoHS Approved
- ▼ **Container Loading** 20'/40'/40'HC: 290/588/756

Artificial Grass Sweeper 1800W



PTSAEG11S

- 230V~50Hz, 1800W, No load speed: 3500/min
- 370mm Working width
- 5 Height adjustment (-11/-7/-+3/+3/+10cm)
- Working depth: 12mm
- 50L collection bag

Features

- Foldable handle with dual action safety switch.
- Wheel sizes: Front 195mm/Rear: 140mm

- ▼ **Certificates** GS, CE, EMC, RoHS Approved
- ▼ **Container Loading** 20'/40'/40'HC: 290/588/756

ARTIFICIAL GRASS BRUSH 15"



PTAGW380

- 120V~60Hz, 13A/230V-50Hz, 1800W
- No load speed: 3500/min
- 380mm /18" Working width
- 3 Position angle adjustment
- 35cm cable or 10m long cable

Features

- Ideal for sweeping and refreshing artificial grass;
- Generous 380mm/15" working width;
- 5 Position central height adjustment;
- Large 45L collection bag;
- Quick Release Folding Frame;
- Lightweight, Self-propelled motion makes it even more effortless to sweep;
- Can be used on different surfaces incl. artificial grass, paving stones, decking and driveways.

- ▼ **Certificates:** cTÜVus, GS, CE, EMC, RoHS
- ▼ **Container Loading** (20'/40'/40'HC): 300 / 626 / 725 pcs

ARTIFICIAL GRASS BRUSH 16"



PTAGW400

- 120V~60Hz, 15A/230V~50Hz, 2000W
- No load speed: 3500/min
- 400mm /16" Working width
- 35cm cable or 10m long cable

Features

- Ideal for sweeping and refreshing artificial grass;
- Generous 400mm/16" working width;
- 3 Position angle adjustment,
- 5 Position central height adjustment;
- Large 55L collection bag;
- Quick Release Folding Frame;
- Lightweight, Self-propelled motion;
- Can be used on different surfaces incl. artificial grass, paving stones, decking and driveways.

- ▼ **Certificates:** cTÜVus, GS, CE, EMC, RoHS
- ▼ **Container Loading** (20'/40'/40'HC): 260 / 530 / 620 pcs

CORDLESS ARTIFICIAL GRASS BRUSH



PTCAGW40

- 40V DC
- No load speed: 3000/min
- 380mm /15" Working width
- 3 Position angle adjustment
- 2*20V 4000mAH Li-ion Batteries

Features

- Ideal for sweeping and refreshing artificial grass;
- Generous 380mm/15" working width;
- 5 Position central height adjustment;
- Large 50L collection bag;
- Quick Release Folding Frame;
- Lightweight, Self-propelled motion makes it even more effortless to sweep;
- 15min working time on 2*20V 4Ah batteries.

- ▼ **Certificates:** cTÜVus, GS, CE, EMC, RoHS
- ▼ **Container Loading** (20'/40'/40'HC): 270 / 570 / 644 pcs

40V Cordless Artificial Grass Sweeper



PTCSA3002A

- 40V Brushless Motor, No load speed: 3000/min
- 360mm Working width
- 5 Central height adjustment (-3/-6/-9/-12/+10cm)
- 40L collection bag

Features

- Easy Change System:
Coverage Up to 180m2 on 2x20V 4Ah batteries
- Wheel sizes: Front 8"/Rear 6
- Works with 40 (2x20V) batteries. 20min running time

- ▼ **Certificates** GS, CE, EMC, RoHS Approved
- ▼ **Container Loading** 20'/40'/40'HC: 230/460/580

40V Cordless Artificial Grass Sweeper



PTCAGW02

- Cordless Artificial Grass Sweeper
- DC 40V (2x20V)
- Brushless motor for longer life
- No-load speed: 3200min-1
- Working width: 14.2"(360mm)
- 5 position working depth adjustment
- Collection bag: 11.9gallon(45L)
- Wheel sizes: 8"front/6"rear
- Running time: 20min on 2 fully charged batteries
- Includes 2x20V 4Ah Li-ion batteries, and 2x 2.2Ah fast chargers

16" PETROLL ARTIFICIAL GRASS SWEEPER



PTCMP400S

- Petrol artificial grass sweeper,
- Engine Type: B&S CR950 (2 years manufacturer warranty by Briggs & Stratton)
- Cylinder Capacity: 208cc
- Engine power: 3.5kW@3600rpm
- Max working width: 400mm
- 5 Position Adjustable working depth: -25 to 10mm
- Wheel Size: 7" / 8"
- Catcher volume: 50L

PETROL ARTIFICIAL GRASS SWEEPER 15"



PTLS380-CR950

- Petrol artificial grass sweeper
- Engine Type: B&S CR950
- Cylinder Capacity: 208cc
- Engine power: 3.5kW@3600rpm
- Max working width: 380mm
- Adjustable working depth: -8mm~+12mm (8 positions)
- Wheel Size: 7" / 8"
- Catcher volume: 45L

▼ **Container Loading** 108/216/269 pcs

3-IN-1 Artificial Grass Vacuum Blower



PTAGS1600

- AC 230-240V~50Hz, 1600W
- 3 in 1: Perfect for vacuuming up leaves and debris from grass and artificial lawns or blowing them. Also has mulching function.
- Motor speed: 13,400/min
- Air speed: 270km/h
- Chaff rate: 10: 1
- Air volume flow rate: 840m³/h

▼ **Certificates** GS, CE, EMC, RoHS Approved

▼ **Container Loading** 20'/40'/40'HC: 275/575/690

TURF BRUSH



2 in 1 Artificial Grass Brush/Rake

- Steel telescopic handle extends from 124 to 160cm, PP brush head with PA bristles
- Multifunctions: Removes debris, leaves, moss from artificial grass, as well as heavier garden materials like pebbles etc.
- Specially-designed bristles invigorates and lifts the tufts of grass back into their upright position

▼ **Container Loading** 20'/40'40'HC: 2214/4428/4626 pcs



TURF BRUSH



Artificial Grass Brush

- Steel telescopic handle extends from 81 to 130cm, PP brush head with PA bristles (35mm)
- Removes debris, leaves, moss etc from artificial grass;
- Specially-designed bristles invigorates and lifts the tufts of grass back into their upright position

▼ **Container Loading** 20'/40'40'HC: 3072/6144/6912 pcs

TURF BRUSH



2 in 1 Artificial Grass Rake

- Steel telescopic handle extends from 83 to 132cm, PP brush head with PA bristles
- Multifunctions: Removes debris, leaves, moss from artificial grass, as well as heavier garden materials like pebbles etc.
- Specially-designed bristles invigorates and lifts the tufts of grass back into their upright position
- Brush width 455mm, 13teeth brush filament 3.5cm

21-Inch Leaf & Grass Push Lawn Sweeper



PTPLS19001A

- Sweeping width: 21"/530mm;
- 2.4" Handle height adjustment;
- 100L Collection bag.

Features

- Spinning rake-like action with up to 80% pick-up on the 1st pass;
- Wall hanging storage feature;
- Motor-free hand push;
- 0-30mm Central height adjustment for easy and efficient collection of debris;
- 2x250mm front wheels.

▼ **Certificates:** cTÜVus, GS, CE, EMC, RoHS

▼ **Container Loading** (20'/40'/40'HC): 280 / 616 / 704 pcs

21-INCH PUSH LAWN SWEEPER



PTPLS19001B

- 21-Inch Leaf & Grass Push Lawn Sweeper;
- Spinning rake-like action with up to 80% pick-up on the first pass; multiple passes required to pick up 100% of the leaves;
- Sweeping width: 21"/535mm;
- 2.4" Handle height adjustment for different users;
- Wall hanging storage feature;
- Motor-free manual hand push;
- 103L collection bag;
- 0-40mm Central Height adjustment for easy and efficient collection of debris;
- Number of brushes: 8pcs;
- 2 x 250mm front wheels.

21 INCH PUSH LAWN SWEEPER



PTPLS1700

- 21-Inch Leaf & Grass Push Lawn Sweeper,
- Spinning rake-like action with up to 80% pick-up on the first pass; multiple passes required to pick up 100% of the leaves.
- Sweeping width: 21"/535mm
- Handle height adjustment for different users

Features

- Motor-free manual hand push;
- 103L collection bag;
- 0-40mm Central Height adjustment for easy and efficient collection of debris;
- Number of brushes: 4pcs;
- 2 x 250mm front wheels.

26" Push Lawn Sweeper



PTPLS1110

- Working width: 660mm (26")
- Brush diameter: 10"
- Sweeping width: 26" (660mm)
- Tire diameter: 10"x1-3/4"(254x44.5mm)

Features

- Multi Position Adjustable working height
- Easy lift-out hopper
- Rigid metal deck

▼ Container Loading 40'HC: 642



42" TOW LAWN SWEEPER



PT1108

- 42" TOW LAWN SWEEPER
- Rust resistant powder coat finish
- Ideal for picking-up leaves, grass clippings, twigs and more
- Hopper capacity: 25 CU.FT.
- Brush Diameter: 10"
- Clearing width: 42"
- Brush: Wheel 4.25:1
- Rubber Wheel: 10.6"x2-3/8"(270x60mm)

Multi-Surface Sweeper



PTFS65

- Sweeping width: 650mm (25.6")
- Sweeping height: 15mm
- Hopper: 20L (5.3-Gallon)

Features

- Hand push without electricity
- Max sweeping speed: 2000m²/h
- 2 Working height for different user
- 2xFront brushes & 1xRear brush

▼ **Certificates:** GS

▼ **Container Loading** (20'/40'/40'HC): 296/616/693

26.8 INCH FLOOR SWEEPER



PTFS680

- Floor Sweeper;
- Sweeping Width: 26.8" (680mm);
- Sweeping height: 15mm;
- Disc Brush Dia: φ280mm;
- Roller Brush Size: 345mm long x108mm diameter;
- 3 Brushes system: 2x Side brushes & 1 roller brush;
- Rear Wheel Size: φ200mm;
- Waste Container Capacity: 24L;
- Cleaning Performance: 2100m²/h;
- Quick clamp handle angle adjustment for users of different height;
- Toolless quick change of brushes;
- Waste container and Base made of PA6+GF30;
- Product open size: 111.5x70x108cm.

14" ELECTRIC TILLER



PTET09

- 14" ELECTRIC TILLER
- 120V~60Hz, 10A / 230-240~50Hz, 1050W
- No load speed: 380/min
- 14" / 360mm Tilling width, 200mm tilling depth, 6x4 blades
- 3 level working depth adjustment
- No wheels

ELECTRIC TILLER/CULTIVATOR 14"



PTET360

- 120V~60Hz, 10A/230V~50Hz, 1050W;
- No load speed: 390/min;
- 360mm /14" Working width;
- 220mm / 9" working depth;
- 4*4 blades;
- 35cm cable or 10m long cable.

Features

- Perfect for vegetable gardens, smallholdings and allotments;
- Breaks up compacted soil easily;
- Double safety system Electric Brake, Can be folded into a compact size
- Comes with wheels for easy movement.

▼ **Certificates:** cTÜVus, GS, CE, EMC, RoHS

▼ **Container Loading** (20'/40'/40'HC): 470 /976 / 1100 pcs

ELECTRIC TILLER/CULTIVATOR 16"



PTET400

- 120V~60Hz, 13.5 A/ 230V~50Hz, 1500W
- No load speed: 390/min
- 400mm /16" Working width
- 220mm / 9" working depth
- 4*6 blades
- 35cm cable or 10m long cable

Features

- Perfect for vegetable gardens, smallholdings and allotments;
- Breaks up compacted soil easily;
- Double safety system;
- Electric Brake;
- Can be folded into a compact size;
- Comes with wheels for easy movement.

- ▼ **Certificates:** cTÜVus, GS, CE, EMC, RoHS
- ▼ **Container Loading** (20'/40'/40'HC): 360 /780 / 892 pcs

ELECTRIC TILLER/CULTIVATOR 18"



PTET450

- 120V~60Hz, 13.5A/230V~50Hz, 1500W
- No load speed: 390/min,
- 450mm /18" Working width,
- 220mm / 9" working depth
- 4*6 blades
- 35cm cable or 10m long cable

Features

- Perfect for vegetable gardens, small holdings and allotments;
- Breaks up compacted soil easily;
- Double safety system;
- Electric Brake;
- Can be folded into a compact size;
- Comes with wheels for easy movement.

- ▼ **Certificates:** cTÜVus, GS, CE, EMC, RoHS
- ▼ **Container Loading** (20'/40'/40'HC): 332 /696 / 796 pcs

16" / 18" ELECTRIC TILLER 13.5A



PTET09

- Electric Tiller, Perfect for vegetable gardens small holdings and allotments
- Breaks up compacted soil easily
- Double safety system
- Electric brake
- Foldable for compact size
- 120V~60Hz, 13.5A / 230-240V~50Hz, 1500W
- No load speed: 380/min
- 400mm or 450mm Tilling width, 200mm tilling depth
- 6x4 blades
- 3 level working depth adjustment, With wheels 35cm power cable

16" ELECTRIC TILLER 5.5A



PTET10

- Electric Tiller, 120V~60Hz, 5.5A,
- No load speed: 330rpm,
- With 6x4 integrated blades,
- Working width: 16" (400mm),
- Working depth: 180mm,
- 3Stage detachable shaft
- No wheel,
- overload protection system automatically shuts off when stuck
- 0.25m cable


20V CORDLESS TILLER



PTCT05

- Cordless Tiller, a versatile cultivator ideal for small gardens, raised beds and flower beds
- 20V DC, Brush motor,
- No load speed: 300/min,
- Working width: 200mm,
- Working depth: 160mm,
- 4x 12T steel blades,
- Blade diameter: 160mm;
- Soft grip handle
- Multi Position Auxilliary handle
- Detachable tube
- Safety lock-off button prevents accidental start
- Equipped with detachable gears, which can be removed to clean stuck weeds after tilling
- Compatible with Makita batteries.

2 IN 1 LAWN SCARIFIER / AERATOR 13"



PTSA3201 / PTSA3205

- 120V~60Hz, 12A / 230V~50Hz, 1500W
- No load speed: 3000/min;
- 320mm /13" Working width;
- 35cm cable or 10m long cable

Features

- 2-in-1 lawn Scarifier and Aerator is Ideal for aerating the soil and removing dead matted grass and moss;
- 4 Adjustable Scarifying Heights;
- 30 litre collection bag.

- ▼ **Certificates:** cTÜVus, GS, CE, EMC, RoHS
- ▼ **Container Loading** (20'/40'/40'HC): 399 / 860 / 1000 pcs

2 IN 1 LAWN SCARIFIER / AERATOR 15"



PTSAEG10

- 120V~60Hz, 15A/230V~50Hz, 1800W
- No load speed: 3500/min;
- 370mm /15" Working width;
- 35cm cable or 10m long cable

Features

- 2-in-1 lawn Scarifier and Aerator is Ideal for aerating the soil and removing dead matted grass and moss;
- 5 Adjustable Scarifying Heights;
- 3 Position Angle Adjustment
- 45 litre large collection bag

- ▼ **Certificates:** cTÜVus, GS, CE, EMC, RoHS
- ▼ **Container Loading** (20'/40'/40'HC): 290/588/756 pcs

40V Cordless 2-in-1 Lawn Scarifier / Aerator



PTCSA3002A

- 2x20V, Brushless Motor,
- No load speed: 3000/min
- 360mm Working width
- 5 Central height adjustment (-3/-6/-9/-12/+10cm)
- 40L collection bag

Features

- Easy Change System: Quick release raking tines and Scarifying blades
- Coverage Up to 180m2 on 2x20V 4Ah batteries
- Wheel sizes: Front 8"/Rear 6"
- Works with 2x20V batteries. 20min running time

- ▼ **Certificates** GS, CE, EMC, RoHS Approved
- ▼ **Container Loading** 20'/40'/40'HC: 230/460/580

2-in-1 Universal Brush 500W



PTWS500

- 230-240V~50Hz, 500W,
- Variable speed: 750-1350/min

Features

- 2-in-1 combination device for surface and joint cleaning;
- Removes moss, dirt and debris from patios, paths or drives;
- Suitable for natural stone, concrete paving, tiles, wood
- Telescopic guide rail with 29cm adjustable length
- Guiding wheel for precise steering of the device
- Tool free quick brush change;
- Comes with roller brush (100x160mm), wire brush, nylon brush, guide wheel

- ▼ **Certificates:** GS, CE, EMC, RoHS
- ▼ **Container Loading** (20'/40'/40'HC): 574/1190/1400 pcs

150W Weed Brush



PTWS150

- 230-240V~50Hz, 150W
- No load speed: 1200/min
- Max brush diameter: 100mm

Features

- Ideal for sweeping and refreshing artificial grass;
- Generous 380mm/15" working width;
- 5 Position central height adjustment;
- Large 45L collection bag;
- Quick Release Folding Frame;
- Lightweight, Self-propelled motion makes it even more effortless to sweep, Can be used on different surfaces incl. artificial grass paving stones, decking and driveways.

- ▼ **Certificates:** GS, CE, EMC, RoHS
- ▼ **Container Loading** (20'/40'/40'HC): 270 / 580 / 696 pcs

400W Weed Brush



PTWS400

- 230-240V~50Hz, 400W
- No load speed: 1800/min
- Max brush diameter: 110mm

Features

- Ideal for sweeping and refreshing artificial grass;
- Generous 380mm/15" working width;
- 5 Position central height adjustment;
- Large 45L collection bag;
- Quick Release Folding Frame;
- Lightweight, Self-propelled motion makes it even more effortless to sweep, Can be used on different surfaces incl. artificial grass paving stones, decking and driveways.

- ▼ **Certificates:** GS, CE, EMC, RoHS
- ▼ **Container Loading** (20'/40'/40'HC): 1260 / 2520 / 2880 pcs

450W WEED SWEEPER



PTWS450

- 450W Weed Sweeper
- Voltage: 230V-240V~50Hz, Input Power: 450W
- No load speed: 1500/min
- Max. brush diameter: 110mm
- Tool free quick assembly and disassembly of brush
- Main handle with soft grip
- Adjustable angle auxiliary handle
- Telescopic long tube
- With 0.35m cable

Accessories

- Auxiliary handle x1
- Brush protective cover x 1
- Wheel x 1
- Wire brush x1
- Plastic brush x 1

3-IN-1 Electric Leaf Vacuum/Blower



PTBV3000B2

- AC 230V-50Hz, 3000W/3300W
- 3in1 multifunctions: Blower, vacuum and shredder
- Two-stage speed control for air speeds up to 270 km/h
- High suction volume up to 12 m³/min
- Shredder to reduce leaf volume up to 10:1
- Easy selection between suction and blowing function
- 34-litre collection bag with zipper
- Easier work thanks to 2 guide rollers
- Length-adjustable shoulder strap with snap hook

▼ **Certificates** GS, CE, EMC, RoHS Approved

3-IN-1 Electric Leaf Vacuum/Blower



PTBV3000B3

- AC 230V-50Hz, 3000W/3300W
- 3in1 multifunctions: Blower, vacuum and shredder
- Two-stage speed control for air speeds up to 270 km/h
- High suction volume up to 12 m³/min
- Shredder to reduce leaf volume up to 10:1
- Easy selection between suction and blowing function
- 34-litre collection bag with zipper
- Easier work thanks to 2 guide rollers
- Length-adjustable shoulder strap with snap hook

300W Electric Leaf Blower



PTLB16EG

- Sweeps patios, driveways, decks, garages and even light snow.
- AC 230-240V~50Hz, 3000W or 120~60Hz, 7A
- Max air speed: 155MPH
- Max air flow: 150CFM
- No load speed: 13,500/min

▼ **Certificates** cSGS, GS, CE, EMC, RoHS Approved
▼ **Container Loading** 20'/40'/40'HC: 1836/3828/4700

Electric Lawn Edger



PTLE190

- 120V~60Hz, 12Amp or 230V~50Hz, 1200W
- 1200W motor effortlessly delivers neat lawn edges and trenches
- No load speed: 4700/min
- Dual cut 7.5 inch (190mm) blade

Features

- 3 level depth adjustment (1", 1.25", 1.5")
- Telescopic height adjustment adjust to operator's height .
- With 2 rear wheels and with a front guide wheel.
- Converts into a trencher by adjusting the set height.

▼ **Certificates** GS, CE, EMC, RoHS Approved
▼ **Container Loading** 20'/40'/40'HC: 675/1350/1500

Garden Shredder



PTGS4001-2600 / 2800

- AC 230V~50Hz,2600W or 2800W (P40), Brush Motor
- No load Speed:4500rpm
- Max. cutting dia: 45mm
- Collection bag Capacity: 45L

Features

- With overcurrent protection.
- Soft start ensures smooth start with lower vibration and noise.
- Double hopper holes (Φ45/23mm)for feedings of large or small materials.
- Safety interlock can be swung down for cleaning and maintenance.

- ▼ **Certificates** GS, CE, EMC, RoHS Approved
- ▼ **Container Loading** 20'/40'/40'HC: 450/940/1060

Garden Shredder



PTGS2600

- AC 230V~50Hz,2600W or 2800W (P40), Brush Motor
- No load Speed:4500rpm
- Max. cutting dia: 40mm
- Collection bag Capacity: 41L

Features

- With overcurrent protection.
- Soft start ensures smooth start with lower vibration and noise.
- Double hopper holes (Φ45/23mm)for feedings of large or small materials.
- Safety interlock can be swung down for cleaning and maintenance.

- ▼ **Certificates** GS, CE, EMC, RoHS Approved
- ▼ **Container Loading** 20'/40'/40'HC: 260/530/650 pcs

Garden Shredder



PTGS4002-2800/3000

- AC 230V~50Hz,2800W or 3000W (P40), Brush Motor
- No load Speed: 4500rpm
- Max.cutting dia: 45mm
- Collection bag Capacity: 50L

Features

- With overcurrent protection.
- Soft start ensures smooth start with lower vibration and noise.
- Double hopper holes(Φ45/23mm)for feedings of large or small materials.
- Safety interlock can be swung down for cleaning and maintenance

- ▼ **Certificates** GS, CE, EMC, RoHS Approved
- ▼ **Container Loading** 20'/40'/40'HC: 260/560/650

Garden Shredder with Hopper



PTGS4002-2800X / 3000X

- AC 230V~50Hz,2800W or 3000W (P40), Brush Motor
- No load Speed: 4500rpm
- Max.cutting dia: 45mm.
- Collection bag Capacity: 50L

Features

- With overcurrent protection.
- Soft start ensures smooth start with lower vibration and noise.
- Double hopper holes(Φ45/23mm)for feedings of large or small materials.
- Safety interlock can be swung down for cleaning and maintenance.
- 10L Safety hopper with locking knob.

- ▼ **Certificates** GS, CE, EMC, RoHS Approved
- ▼ **Container Loading** 20'/40'/40'HC: 200/420/520

Garden Shredder, Silent Type



PTGSEG10

- AC 230-240V~50Hz, 2800W, Induction Motor
- No load Speed: 50/min
- Max. cutting dia: 45mm
- Collection bag Capacity: 60L
- Sound power level LWA: 92dB

▼ **Certificates** GS, CE, EMC, RoHS Approved
▼ **Container Loading** 20"/40"/40"HC: 224/480/600

Electric Leaf Shredder / Mulcher



PTLS03

- 120V 60Hz, 15Amp Powerful motor
- No-load speed: 8000min-1
- Reduction: 16:1
- Machine open diameter: 500mm
- Cutting diameter: 300mm

Features

- Fast and easy line change; Tool free assembly
- 2 stage height stand. Comes with wheels.
- Including 20pcs replacement lines

▼ **Certificates** cSGSUS Approved.
▼ **Container Loading** 20"/40"/40"HC: 274/568/666

LEAF SHREDDER



PTLS03

- Leaf Shredder
- 23-240V~50Hz, 1800W
- No-load speed: 8000min-1;
- Reduction: 18:1;
- Line diameter: 2.4mm;
- Machine open diameter: 500mm;
- Cutting diameter: 300mm;
- Fast and easy line change;
- Tool free assembly;
- 2 stage height stand;
- Including 20pcs replacement lines, 80L bag;
- 10m cable and UK plug.

Push Reel Mower 12" / 14" 15" / 16"



PTPRM1602A/B/C/D

- Cutting width: 12", 14, or 16"
- Cutting height: 12-45mm
- 4 Position height adjustments
- 5 Steel Blades
- 2x 8.5" wheels
- Optional grass catcher

▼ **Container Loading** 20"/40"/40"HC: 700/1400/1700 for 12";
650/1300/1560 for 14";
540/1080/1280 for 15" 530/1060/1220 for 16"

Push Reel Mower 12" / 14" 15" / 16"



PTPRM1605A/B/C

- Cutting width: 16", 18" or 20"
- Cutting height: 34-64mm,
- 9 Position height adjustment
- 5 Steel Blades
- 4x wheels (9.6" front / 6" reel)
- Optional grass catcher

▼ **Container Loading** 20'/40'/40'HC: 388/776/940 for 16";
360/720/870 for 18";
330/660/809 for 20"

250W Grass Trimmer



PTGT2100

- AC 230-240V-50Hz.250W
- No load speed: 12500/min
- Cutting width: 220mm
- Nylon line: dia. 1.2mm, 6m long
- Twin line bump feed spool (TAP&GO)

▼ **Certificates** GS, CE, EMC, RoHS Approved
▼ **Container Loading** 20'/40'/40'HC: 3060/6120/7344

380W Grass Trimmer



PTGT2121

- AC 230-240V~50Hz,380W
- No load speed: 12000/min
- Cutting width: 250mm
- Nylon line: dia. 1.2mm, 6m long
- Twin line bump feed spool (TAP&GO)
- Adjustable auxiliary handle
- 290mm Telescopic tube
- 10 Position Pivotal motor head

▼ **Certificates** GS, CE, EMC, RoHS Approved
▼ **Container Loading** 20'/40'/40'HC: 1960/3960/4320

450W / 550W Grass Trimmer



PTGT2130/2140

- AC 230-240V~50Hz,450W / 550W
- No load speed: 10000 / min
- Cutting width: 28cm / 30cm
- Nylon line: dia. 1.4 / 1.6mm, 6m long
- Twin line bump auto or bump feed spool (TAP&GO)
- Adjustable auxiliary handle
- Telescopic tube extends from 106-126cm
- Telescopic tube rotates 180°
- 5 Position Pivotal motor head
- With edge roller

450W Paint Sprayer



PTSG006

- 230V~50Hz, 450W
- Nozzle diameter: 1.5/1.8/2.2/2.6mm
- Fluid rate: 1000ml/min
- Max paint viscosity: 120din/s
- 1200ml paint container
- Accessories: 4 nozzles, cleaning brush, cleaning needle, viscosity cup

▼ **Certificates** GS, CE, EMC, RoHS Approved
 ▼ **Container Loading** 20'/40'/40'HC:2760/5940/6960

500W Paint Sprayer



PTSG8007

- 230V~50Hz, 500W
- Nozzle diameter: 1.5/1.8/2.2/2.6mm
- Fluid rate: 1200ml/min
- Max paint viscosity: 120din/s
- 1200ml paint container
- Accessories: 4 nozzles, cleaning brush, cleaning needle, viscosity cup

▼ **Certificates** GS, CE, EMC, RoHS Approved
 ▼ **Container Loading** 20'/40'/40'HC:1220/2520/2960

500W Paint Sprayer



PTSG8001

- 230V~50Hz, 500W
- Nozzle diameter: 1.5/1.8/2.2/2.6mm
- Fluid rate: 900ml/min
- Max paint viscosity: 120din/s
- 1400ml paint container
- Accessories: 4 nozzles, cleaning brush, cleaning needle, viscosity cup

▼ **Certificates** GS, CE, EMC, RoHS Approved
 ▼ **Container Loading** 20'/40'/40'HC:2346/4866/5706

800W HANDHELD PAINT SPRAYER



KLA-010A

- Paint Sparyer
- 230V~50Hz, 800W
- Nozzle diameter: 15./1.8/2.2/2.6mm
- Fluid rate: 1200ml/min
- Max. paint vissocity: 150din/s
- 1200ml large paint container
- 2m cable
- Accessories included: 3 nozzles (1.5mm, 1.8mm, 2.2mm, 2.6mm), Cleaning brush, Cleaning needle, Viscosity cup

20V SERIES ONE PLUS SYSTEM-ONE BATTERY COMPATIBLE WITH ALL TOOLS



2-IN-1 Cordless Hedge Trimmer & Grass Shear



PTCGS36/PTCGS72

- 3.6V or 7.2V DC motor;
- No load speed: 1000/min;
- Hedge trimming length: 120mm;
- Trimmer Blade teeth gap: 8mm;
- Grass shear blade width: 80mm

Features

- LED power indicator on battery
- Includes Built-in Li-ion battery and charger (7.2V only)
- Optional Telescopic handle and Wheel set

▼ **Certificates:** GS, CE, EMC, RoHS Approved
▼ **Container Loading** 20'/40'/40'HC: 7130/14260/16500

7.2V Cordless 2-in-1 Grass Shear



PTCGT03

- 7.2V ,Built-in 1500mAh Li-ion battery
- No load speed: 1100SPM
- Cutting length: 120mm
- Blade tooth Gap: 8mm
- Width of Shear Blade: 80mm

Features

- LED battery indicator, soft grip
- Includes 5hrs charger, With grass shear blade and hedge trimming blade

▼ **Certificates** GS, CE, EMC, RoHS Approved
▼ **Container Loading** 20'/40'/40'HC: 3700/7400/9000



20V Cordless Hedge Trimmer



PTCHT611

- No load speed: 1100/min
- Laser cut 510mm Blade
- Cutting diameter: 15mm
- No load running: 40min
- Safety Switch. Dual Action Blade
- Includes 20V 2Ah battery and charger

▼ **Certificates** GS, CE, EMC, RoHS Approved
▼ **Container Loading** 20'/40'/40'HC: 1128/2300/2620

20V Cordless Grass Trimmer



PTCGT711

- No load speed: 9000/min
- Cutting Diameter: 250mm
- 8 Position adjustable side handle
- Quick change plastic blades (10pcs included)
- Equipped with the flower guard against damage for flowers and plants.
- Fully pivotable & rotatable cutting head
- Telescopic tube from 95 to 115cm
- Edge cutting function
- Includes 20V 2Ah battery, charger

▼ **Certificates** GS, CE, EMC, RoHS Approved
▼ **Container Loading** 20'/40'/40'HC: 870/1804/2060

20V Cordless Grass Shear & Hedge Trimmer



PTCGS05

- 2in1 Grass shearing and Hedge trimming
- No load speed: 0-1100/min
- Max cutting length: 210mm;
- Grass shearing blade width: 130mm
- LED battery indicator

▼ **Certificates** GS, CE, EMC, RoHS Approved
▼ **Container Loading** 20'/40'/40'HC: 2796/5592/6498

20V Cordless Leaf Blower



PTCLB711

- Cutting width: 12", 14, or 16"
- Cutting height: 12-45mm
- 4 Position height adjustments
- 5 Steel Blades
- 2x 8.5" wheels
- Optional grass catcher

▼ **Certificates** GS, CE, EMC, RoHS Approved
▼ **Container Loading** 20'/40'/40'HC: 1476/2862/3458

20V Cordless Chain Saw



PTCCS801

- Powerful 770# Brush motor
- No load speed: 2270/min
- 10" Chain & Bar
- Soft grip handle
- Includes 20V 2Ah battery, charger

▼ **Certificates** GS, CE, EMC, RoHS Approved
▼ **Container Loading** 20'/40'/40'HC:740/1480/1780

20V Cordless Hand Saw



PTCHS735

- Powerful 775# Brush motor
- No load speed: 2500/min
- 6" Chain & Bar
- Automatic oil: 120m
- Soft grip handle
- Includes 20V 2Ah battery, charger

▼ **Certificates** GS, CE, EMC, RoHS Approved
▼ **Container Loading** 20'/40'/40'HC:740/1480/1780

20V CORDLESS MINI CHAINSAW



PTCHS736

- 20V DC, 735# motor Brush motor
- No-load speed: 2800RPM
- Line speed: 4m /s
- Chain guide: 6 inches

Features

- Safe dual switch, plastic blade cover
- LED battery indicator
- Includes 20V 2Ah battery, charger

▼ **Certificates** GS, CE, EMC, RoHS Approved
▼ **Container Loading** 20'/40'/40'HC: 3700/7400/9000

20V Cordless Pruner



PTCPHT611

- Laser cut 450mm Blade
- Cutting diameter: 8mm
- No load running: 30min
- Head adjustable: -45-900
- 1.8m Aluminium pole
- Dual Action Blade
- Includes 20V 2Ah battery, charger, shoulder strap

▼ **Certificates** GS, CE, EMC, RoHS Approved

20V Cordless Pole Saw



PTCPS711

- 8" Chain & Bar
- Automatic Oil: 100ml
- 1.8m aluminium pole
- Includes 20V 2Ah battery, charger, shoulder strap

▼ **Certificates** GS, CE, EMC, RoHS Approved

20V Cordless Lawn Edger



PTCTM01

- 20V DC, Brush motor, No load speed: 2800/min
- Dual cut 8.7 inch (220mm) blade
- 7-42mm 3 level depth adjustment

Features

- Telescopic height adjustment
- Converts into a trencher by adjusting the set height
- Up to 20min running time on one fully charged battery
- Fully pivotable & rotatable cutting head
- Includes 20V 2Ah battery, charger

▼ **Certificates** GS, CE, EMC, RoHS Approved
▼ **Container Loading** 20'/40'/40'HC: 665/1383/1614

20V Cordless Weed Sweeper



PTCWS01

- 20V DC, Brush Motor, No load speed: 1200/min
- Brush diameter: 100mm, thickness: 12mm
- Tool free quick assembly of brushes.
- Telescopic long tube extends from 97-117cm
- Running time up to 100min with 2Ah battery
- Accessories included: Auxiliary handle, Brush protective cover, Wheel, Wire brush, Nylon brush, 20V 2Ah battery charger, shoulder strap

▼ **Certificates** GS, CE, EMC, RoHS Approved
▼ **Container Loading** 20'/40'/40'HC: 1320/2620/3084

20V Cordless Tiller/Cultivator



PTCT04

- 20V DC, Brush motor
- No load speed: 300/min
- Working width: 200mm, Working depth: 160mm
- 4x12T steel blades, Blade diameter: 160mm

Features

- Equipped with detachable gears, which can be removed to clean stuck weeds after tilling
- Includes 20V 2Ah or 4Ah battery, charger

▼ **Certificates** GS, CE, EMC, RoHS Approved
▼ **Container Loading** 20'/40'/40'HC: 729/1458/1620

20V Cordless Snow Thrower



PTCST07

- 20V DC, Brush Motor
- Max throwing distance: 20ft. (600cm)
- Clearing depth: 6" (150mm)
- Clearing width: 10" (250mm)

Features

- Telescopic aluminium tube
- Includes 20V 4Ah battery, charger

- ▼ **Certificates** GS, CE, EMC, RoHS Approved
- ▼ **Container Loading** 20'/40'/40'HC:400/800/1182



WEED BURNER & CHARCOAL LIGHTER

www.plustoolgroup.com



WEED BURNER



PTWB2000ST

- AC 230V~50Hz, 2000W
- Max. temperature 650°C
- 2 settings:
- I: 50°C-500L/min.
- II: 650°C-500L/min.

Features

- Simply destroy weeds by heating weed in only 5 seconds
- No fuels needed
- Eco-friendly: no chemicals, no CO₂ emission
- Includes Concentration nozzle for weed burning, support hook
- Economic model, great for promotions and campaigns
- Optional BBQ nozzle to light the barbecue
- Handle's tube can be disassembled for reduced carton size

WEED BURNER



PTWB2000B

- AC 220-240V~50Hz
- 1600W or 2000W
- Max. temperature 600°C
- 2 settings: 600°C-550L/min.

Features

- Simply destroy weeds by heating weed in only 5 seconds
- No fuels needed
- Eco-friendly: no chemicals, no CO₂ emission
- Includes Concentration nozzle for weed burning, support hook
- Economic D-handle for comfort use
- Optional BBQ nozzle to light the barbecue
- Robust handle tube

WEED BURNER



PTWB2000H1

- AC 230V~50Hz
- 2000W
- Max. temperature 650°C
- 1 settings: 600°C-550L/min.

Features

- Simply destroy weeds by heating weed in only 5 seconds
- No fuels needed
- Eco-friendly: no chemicals, no CO₂ emission
- Includes Concentration nozzle for weed burning, support hook
- Economic D-handle for comfort use
- Optional BBQ nozzle to light the barbecue
- Robust handle tube
- Large wind tube and heating element for longer life time
- Motor housing can be disassembled for reduced carton size

WEED BURNER



PTWB200STA/TB

- AC 230V~50Hz, 2000W
- Max. temperature 650°C
- 1 settings: 600°C-550L/min.

Features

- Simply destroy weeds by heating weed in only 5 seconds
- No fuels needed
- Eco-friendly: no chemicals, no CO₂ emission
- Includes Concentration nozzle for weed burning, support hook
- Economic D-handle for comfort use
- Optional BBQ nozzle to light the barbecue
- Robust handle tube
- Large wind tube and heating element for longer life time
- Motor housing can be disassembled for reduced carton size

WEED BURNER



PTWB2000A

- AC 220-240V~50/160Hz, 2000W
- Max.temperature: 650°C
- 2 settings:
- I:80°C-550L/min. II:600°C-550L/min.

Features

- Simply destroy weeds by heating weed in only 5 seconds
- No fuels needed
- Eco-friendly: no chemicals, no CO₂ emission Includes Concentration nozzle for weed burning, support hook
- Economic model, great for promotions and campaigns
- Optional BBQ nozzle to light the barbecue
- Handle's tube can be disassembled for reduced carton size

3 IN 1 WEED BURNER



PTWB2000BW

- AC 220-240V~50/60Hz
- 2000W
- Max.temperature: 650°C
- Air flow: 500L/min.

Features

- No lighter fluid,no butane, a safe and easy way to start a fire!
- Super-hot air ignites the flames, then fans them. Guaranteed to light every time, even in the windiest conditions.
- Great for charcoal, fire pits, wood stoves and fireplaces. It's fire re-discovered. It allows you to easily light your fire within 60seconds for charcoal.
- With wheels.

3 IN 1 WEED BURNER



PTWB20003IN1B

- AC 220-240V~50Hz, 2000W
- Air flow: 550l/min
- Level I: about 80°C
- Level II: about 650°C

Features

- The electrical weed burning system is intended primarily for heat weed disposal,ecologically, environmentally frendly, without use chemicas, destroy the weeds by heating within 5 seconds, innovative design and design allows precise focus on weeds without risk damage to surrounding plants and soil without the use of gass and openfire, remove weeds eg on outdoor stairs,entrances,pavements, paths, terraces,garage entrances, parking places, sandboxes, outdoor walls, etc

3 IN 1 WEED BURNER



PTWB20003IN1

- AC 220-240V~50Hz, 2000W
- Air flow: 550l/min
- Level I: about 80°C Level II: about 650°C

Features

- The electrical weed burning system is intended primarily for heat weed disposal, ecologically,environmentally frendly, without use chemicas destroy the weeds by heating within 5 seconds, innovative design and design allows precise focus on weeds without risk damage to surrounding plants and soil without the use ofgass and open fire, remove weeds eg on outdoorstairs, entrances, pavements, paths, terraces,garage entrances, parking places, sandboxes.outdoor walls, etc

WEED BURNER



PTWB2000STBW

- AC 230V~50Hz
- 2000W
- Temperature settings
- I: 60°C, II: 650°C.
- Air flow: 500L/min

Features

- Weed Burner, Olympic torch design
- Guide Wheel system reduces work fatigue and easily moves around
- Includes 1x Concentration Nozzle for weed control, 1x BBQ nozzle

WEED BURNER



PTWB20003IN1W

- AC 220-240V~50Hz, 2000W
- 3 Temperature Settings
- I: 60°C, II: 300°C III: 650°C
- I: 60°C, 1: 650°C
- Air flow : 500 L/min

Feature

- 3 in 1 Multifunction Weed Burner
- Rotatable handles allow this burner work as
- Heat Gun, Electric Weed Killer, & charcoal lighter.
- Guide Wheel system reduces work fatigue and easily moves around.
- Includes 1x Concentration Nozzle for weed control, 1x BBQ nozzle

BBQ Lighter



PTBL2000SD

- AC 230V~50Hz
- 2000W
- 2 Temperature setting: 60°C/650°C
- Air flow rate: 500L/min.



Features

- No lighter fluid, no butane, a safe and easy way to start a fire!
- Super-hot air ignites the flames, then fans them.
- Guaranteed to light every time, even in the windiest conditions.
- Great for charcoal, fire pits, wood stoves and fireplaces. It's fire re-discovered. It allows you to easily light your fire within 60 seconds for charcoal.

2000W Charcoal Lighter




PTBL2000SD2

- AC 230V~50Hz
- 2000W
- 2-Temperature 650°C/60°C
- Air flow: 550L/min.

Features

- No lighter fluid, no butane, a safe and easy way to start a fire.
- Super-hot air ignites the flames, then fans them.
- Metal stand also serves as bottle opener.



▼ **Certificates** GS, CE, EMC, RoHS Approved
▼ **Container Loading** 20'/40'/40'HC:7000/14000/16260

WEED BURNER



PTBL2000F

- AC 230V~60Hz
- 2000W
- Max.temperature: 650°C
- Air flow: 500L/min.

Features

- No lighter fluid,no butane, a safe and easy way to start a fire!Super-hot air ignites the flames, then fans them.
- Guaranteed to light every time, even in the windiest conditions.
- Great for charcoal, fire pits, wood stoves and fire places. It's fire re-discovered. It allows you to easily light your fire within 60 seconds for charcoal.

WEED BURNER



PTBL2000R

- AC 230V~60Hz
- 2000W
- Max.temperature 600°C
- Air flow: 500L/min.

BBQ Lighter



PTBL2000B

- AC 230V~50Hz
- 2000W
- 2 Temperature setting: 60°C/650°C
- Air flow rate: 500L/min.

Features

- No lighter fluid,no butane, a safe and easy way to start a fire!Super-hot air ignites the flames, then fans them.
- Guaranteed to light every time, even in the windiest conditions.
- Great for charcoal, fire pits, wood stoves and fire places. It's fire re-discovered. It allows you to easily light your fire within 60 seconds for charcoal.

20V Cordless Charcoal Lighter



PTCBL20W

- DC 20V
- 2000mAh or 4000mAh Li-ion Battery
- Max Temperature: I: Cold air II: 550°C
- Air volume: 72 L/min
- Wind speed: 24m/s

Features

- Rotatable handle with soft grip
- Includes 20V 2Ah or 4Ah lithium battery, 2.4A fast charger

20V Cordless Charcoal Lighter



PTCBL20G

- DC 20V
- 2000mAh or 4000mAh Li-ion Battery
- Max Temperature: I: Cold air II: 800°C
- Air volume: 150L/min

Features

- Charcoal lighting and blowing
- Includes 20V 2Ah or 4Ah lithium battery, 2.4A fast charger

WEED ZAPPER



PTWB2500

- AC 230V~50Hz
- 250W
- Max. temperature: 200 °C
- New Weed Killer /Zapper

Features

- Precision zapping kills weeds without harming surrounding plants. 100% chemical free
- Simple, just Grab, Stab, Done
- Aluminum die cast cone point generates 200°C high temperature killing weed roots, root crown, and leaves in seconds
- D-shape ergonomic handle and length requiring no bending over

GAS WEED BURNER



PTWB8935

- Flame temperature 800-1200°C
- Ignition: Piezo; Gas: Adjustable
- Material: Aluminum
- Burner Diameter: 2.5cm; Length: 80cm
- Weight: 417grams
- Gas bus connection: click system
- Hang Reep: Ergonomic
- Gas weed burner

Features

- Provided with:
- Ergonomic handle
- Chrome plated burner
- Piezo ignition
- Gas bottle not supplied!

GROUT REMOVAL TOOL / ELECTRIC ENGRIVER



PTEE13

- Voltage: 230V/50Hz
- Input power: 13W
- No load Speed: 6000min

Features

- Compact and light weight
- Soft grip handle
- Optional LED work light

Accessories

- 2 precision steel grout removing tips (1x flat + 1x pointed) or 1 engraving tip 2 stencils
- 1x hex key